



Google earth

feet
meters

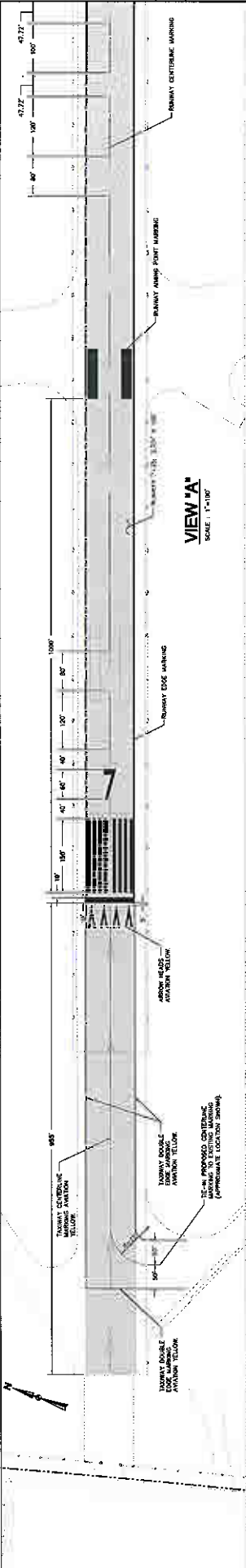
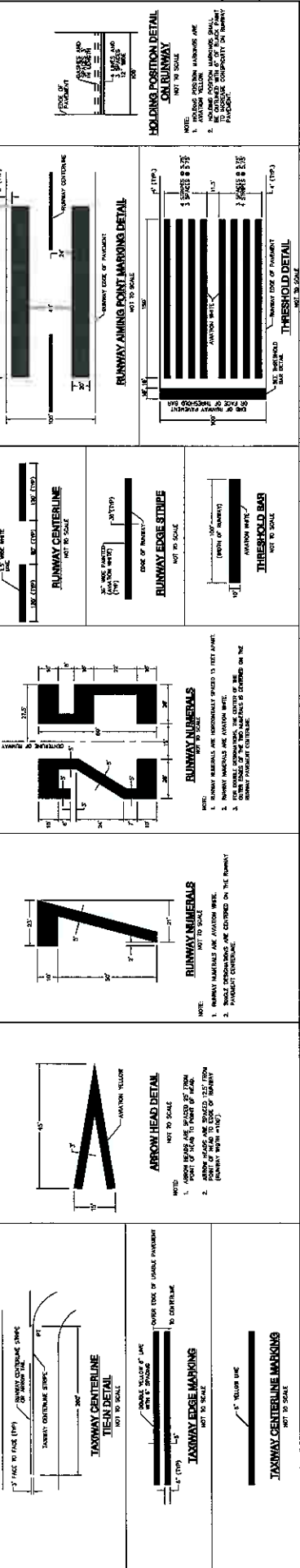


NO.	REVISION	DATE
1	ISSUE FOR PERMITS	01-14-2012

Runway 7-25 MARKING PLAN
Suffolk Executive Airport - Suffolk, Virginia



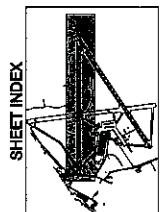
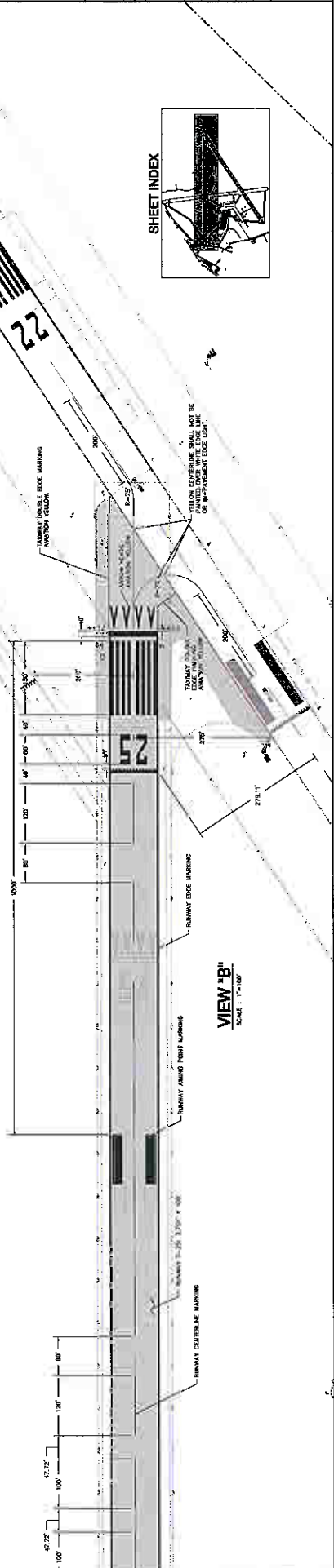
DATE	01-14-2012
BY	RLB
CHECKED	RLB
PROJECT	7-25-0905
SHEET	1

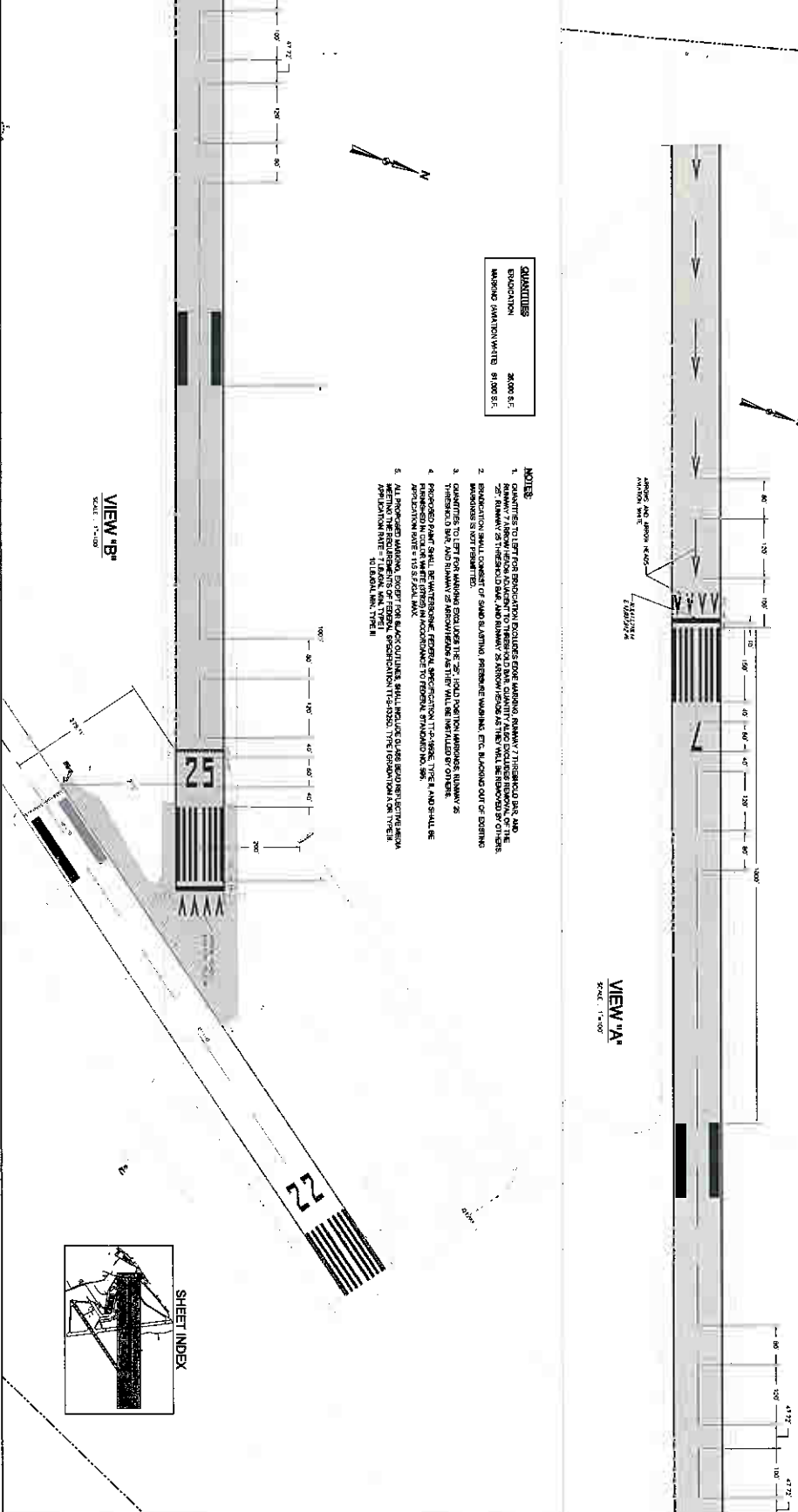


- NOTES:**
- QUANTITIES TO LEFT FOR EXECUTION EXCLUDES 3,000 SF OF ACTIVE RUNWAY EDGE MARKING, RUNWAY THRESHOLD BAR, AND RUNWAY ARROW HEADS ADJACENT TO THRESHOLD BAR. QUANTITY ALSO EXCLUDES REMOVAL OF THE '25' RUNWAY 25 THRESHOLD BAR, AND RUNWAY 25 ARROW HEADS THAT WILL BE REMOVED BY OTHERS.
 - QUANTITIES TO RIGHT ARE FOR THE REMOVAL OF THE '25' RUNWAY 25 THRESHOLD BAR, AND RUNWAY 25 ARROW HEADS THAT WILL BE REMOVED BY OTHERS.
 - THE RUNWAY 25 ARROW HEADS SHALL BE THRESHOLD MARKING OF ALL SIZE AND ORIGIN PRIOR TO MARKING OPERATIONS. ALL OTHERS SHALL BE COMPOSED OF COFF-ITE.
 - QUANTITIES TO LEFT FOR MARKING EXCLUDES THE '25' HOLD POSITION MARKINGS, RUNWAY 25 THRESHOLD BAR, AND RUNWAY 25 ARROW HEADS AS THEY WILL BE RE-INSTALLED BY OTHERS.
 - PROPOSED PAINT SHALL BE WATERBORNE FEDERAL SPECIFICATION TT-P-300E, TYPE II, AND SHALL BE FURNISHED IN COLOR WHITE (ENR) AND YELLOW (3094 OR 3385) IN ACCORDANCE TO FEDERAL STANDARD NO. 596. APPLICATION RATE = 115 S/GAL MAX.
 - ALL PROPOSED MARKING EXCEPT FOR BLACK OUTLINES, SHALL INCLUDE CLASS ROAD REFLECTIVE MEDIA (R-1) WITH BEAD RATE OF 1.5 LBS/SQ YD. APPLICATION RATE = 1.5 LBS/SQ YD. TYPE I OR TYPE II TO FEDERAL SPECIFICATION TT-P-300E, TYPE I OR TYPE II.

QUANTITIES

EMERGATION	32,000 SF
MARKING (ARROW WHITE)	4,000 SF
MARKING (ARROW YELLOW)	3,000 SF






VIEW 'B'
SCALE: 1"=100'


VIEW 'A'
SCALE: 1"=100'

QUANTITIES
3000 SF
MARKING JAWTON WHITE 8100 SF.

- NOTES**
1. DETAILS TO BE FOR PROPOSITION INCLUDE EDGE MARKING, RUNWAY THRESHOLD BAR AND RUNWAY 7 ARROW FROM ADJACENT TO THRESHOLD BAR QUANTITY ALSO INCLUDES REMOVAL OF THE 25' RUNWAY 25 THRESHOLD BAR. AND RUNWAY 25 ARROW FROM AS THEY WILL BE REMOVED BY OTHERS.
 2. INDICATION SHALL CONSIST OF SAND BLASTING PRESERVE WASHING, ETC. BLOCKING OUT OF EXISTING MARKINGS NOT PERMITTED.
 3. QUANTITIES TO BE FOR MARKING SHALL BE FOR 25' AND 20' MARKINGS. RUNWAY 25 THRESHOLD BAR SHALL BE REMOVED AND REPAIRED AS PER THE MARKING CONTRACTOR'S REQUIREMENTS.
 4. PROPOSED MARK SHALL BE MATTER OF SPECIAL INSPECTION. TYPE A AND SHALL BE PROVIDED IN COLOR WHITE (PMS) IN ACCORDANCE TO FEDERAL SPECIFICATION 595.
 5. ALL PROPOSED MARKING, EXCEPT FOR BLOCK OUTLINES, SHALL INCLUDE CURBS AND REFLECTIVE BEAM APPLICATION RATE = 1.0 LBS./SQ. FT. TYPE I. APPLICATION RATE = 1.0 LBS./SQ. FT. TYPE II. (LBS./SQ. FT.)



SHEET INDEX



DATE: 04/21/2012
 TIME: 1:48:00
 DRAWN BY: N/A
 CHECKED BY: CJ
 SCALE: 1"=100'

RUNWAY 7-25 MARKING PLAN
 Extended Runway Safety Area
 Suffolk Executive Airport - Suffolk, Virginia

NO.	DESCRIPTION	REVISIONS

TALBERT & BRIGHT
 ENGINEERING & PLANNING CONSULTANTS
 10415 KRAUSE ROAD, SUITE 100
 CHSTERFIELD, VIRGINIA 20151
 PHONE: 804-746-8875 FAX: 804-746-6271