



CITY OF SUFFOLK

P.O. BOX 1858, SUFFOLK, VA, 23439-1858, T: (757) 514-7520; FAX (757) 514-7524

ADDENDUM NO. 1

City of Suffolk
IFB #2014-00108-JS
June 30, 2014

Purchasing Division
441 Market Street, Room 105
Suffolk, VA 23434-5237
Phone: (757) 514-7520 / Fax: (757) 514-7524
<http://www.suffolkva.us/purchasing>

Signage for E911/Municipal Center

This addendum must be signed and return in your bid.

The Invitation for Bids (IFB) for Signage for the new E911/Municipal Center has been amended as follows:

The following questions and answers are hereby incorporated in the IFB.

Q: Is vinyl application acceptable over direct print? Can City Emblem printed directly to surface, would be modified to print on 3M high tack adhesive vinyl and applied to surface? Surface paint would be modified to second surface with a clear coat.

A: Second surface printing will give completely different look with the logo floating on top surface and is not an acceptable alternative. Bidders should include first surface print with a clear coat. Clear coated paint is very durable and should not be a problem on the first surface for normal wear and tear.

Q: Does the acrylic have to be painted or can it be clear over laid with the correct color vinyl?

A: Bidders should include paint with a clear coat.

Q: Have any signs already been fabricated or installed?

A: No.

Q: Can aluminum be substituted for the stainless steel bar?

A: The bidder may offer an additional alternative bid for aluminum, but must still include a bid for the stainless steel. Bids with only aluminum prices will be considered "non-responsive".

Q: The translucent white acrylic sign face shown for sign types 1, 2 and 3 is supposed to be adhered to the stainless steel accent strips. It is our concern that any adhesive used may be visible through the translucent acrylic panel.

A: White translucent acrylic is to have frosted finish on surface 1 that will diffuse the image of rail attached to groove on the back side. Rails can be attached with very high bond adhesive tape (3M VHB) on the bottom side of the rail if adhesive tape is visible thru frosted finish when applied to front side. The Contractor shall submit samples for approval prior to production.

Q: The stainless steel accent strips and the translucent acrylic appear to be able to slide between the two rear sign portions as shown on sign types 1, 2 and 3, yet they are only held in place with one 1/8" setscrew. It is our concern that the area of attachment between the stainless accent strips and translucent white acrylic may not be sufficient to prevent the surfaces from coming unfastened.

A: Sliding front signage panel was requested by the City of Suffolk to provide flexibility for the future. Single setscrew will be sufficient to secure the panel.

Q: Please provide more detail re: "1/32" x 5/16" 'concealed rail'" as part of stainless steel accent bar shown on sign types 1,2 and 3.


A: The concealed rail is detailed to provide a means for sliding the translucent acrylic panel into the place. The Contractor shall submit shop drawings and samples for approval prior to production.

Q: Provide more detail on the 1/8" setscrew and its location that is spec'd to fasten the stainless steel accent strips to the signs as shown.

A: The set screw is detailed to provide a means for holding the sliding translucent acrylic panel into place. The Contractor shall submit shop drawings and samples for approval prior to production.

Q: Sign Type 2 shows component numbers 9 and 10 as one and the same, please clarify.

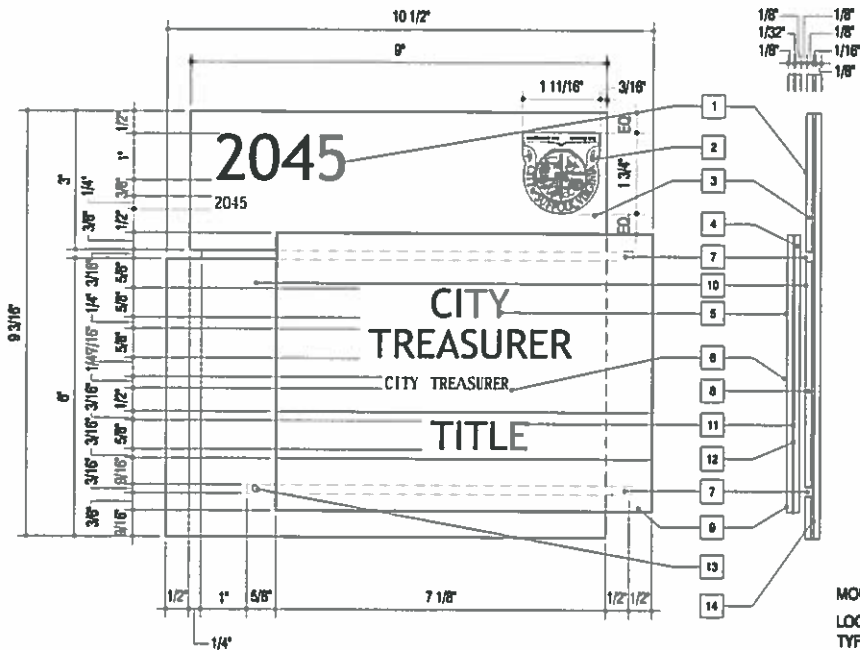
A: Please see attached revised sheet AS106. Note 10 should point to back panel.

Contract Officer: 
Jay Smigielski, Purchasing Agent.

If you have any questions regarding this Addendum, please contact Jay Smigielski, Purchasing Agent at jsmigielski@suffolkva.us

This addendum must be signed and returned with your proposal. Failure to include will be justification for deeming the bid non-responsive.


Acknowledged by: _____ **Date:** _____



MOUNT: VIA 3M-VHB DOUBLE FACE TAPE AND SILICONE
 LOCATE: 6" ABOVE FLOOR LEVEL TO CENTER OF SIGN,
 TYPICALLY 3" OFF DOOR JAMB, DOOR HANDLE SIDE (OR
 CLOSEST ADJACENT WALL); SIGN MUST REMAIN OUT OF
 SWING OF DOUBLE DOORS / 3" FREE OF OBSTRUCTIONS

NOTES:

- | | | |
|---|--|---|
| <p>1 ADA 1" RAISED LETTERING INTERIOR GRADE PHOTOPOLYMER; TYPEFACE IS TREBUCHET - COLOR IS WHITE</p> <p>2 CITY EMBLEM - PRINTED DIRECTLY TO SURFACE; COLOR IS WHITE</p> <p>3 1/8" ACRYLIC; SURFACE PAINT RETURNS - COLOR IS BLACK</p> <p>4 1/8" FROSTED TRANSLUCENT ACRYLIC - COLOR IS WHITE; MOUNT TO COMPONENT 7 WITH ADHESIVE</p> <p>5 ADA 5/8" RAISED LETTERING INTERIOR GRADE PHOTOPOLYMER; TYPEFACE IS TREBUCHET - COLOR IS BLACK</p> | <p>6 ADA BRAILLE - INTEGRAL WITH BACKGROUND</p> <p>7 3/16" x 1/4" STAINLESS STEEL BAR WITH 1/32" x 5/16" CONCEALED RAIL; HAND BRUSH WITH 240 GRIT PAPER - HORIZONTAL GRAIN; ATTACH TO COMPONENT 4 WITH ADHESIVE. SLIDE INTO NOTCH IN COMPONENT 8 AND 14.</p> <p>8 1/8" ACRYLIC; SURFACE PAINT RETURNS - COLOR IS BENJAMIN MOORE - 1218 "COPPER KETTLE; ROUTE NOTCH FOR COMPONENT 7 IN 2 LOCATIONS</p> <p>9 1/8" TRANSLUCENT ACRYLIC - COLOR IS WHITE</p> | <p>10 1/8" ACRYLIC; SURFACE PAINT RETURNS - COLOR IS BENJAMIN MOORE - 1218 "COPPER KETTLE"</p> <p>11 COMPUTER GENERATED GRAPHICS ON TRANSLUCENT INSERT; SLIDE IN FROM LEFT OR RIGHT SIDE; TEXT COLOR IS BLACK</p> <p>12 1/32" SPACER WITH INSERT OPENING FOR NAME</p> <p>13 1/8" Ø SET SCREW FLUSH WITH SURFACE</p> <p>14 1/16" SPACER WITH NOTCH FOR COMPONENT 7</p> |
|---|--|---|



MISS LACROIX DESIGN & ARCHITECTURE, INC.
 10001 W. 10TH AVENUE, SUITE 1000
 DENVER, COLORADO 80231
 TEL: 303.755.1100 FAX: 303.755.1101
 WWW.FBADENVER.COM

SIGN TYPE

2

6/10/14

SCALE:
6" = 1'-0"

AS106